

Line Impedance Stabilization Networks / Artificial Mains CISPR 16-1-2 : 2014 , Single Phase / Two Wire, 10 A to 200 A



LISN (Artificial Mains Network) is a low-pass filter typically placed between an AC or DC power source and the EUT (Equipment Under Test) to create a known impedance as per complying standard for the measurement of conducted emission. It also isolates the unwanted RF signals from the power source with pre-filter included. It provides a Radio frequency (RF) noise measurement port.

LISN is used to predict conducted emission for diagnostic, pre-compliance and compliance testing.

Scientific designs and manufactures models in compliance with CISPR 16-1-2 : 2014, EN, ANSI C63.4, FCC, ETS, VCCI and VDE, MIL461E/F standards and automotive for measurements in commonly used Standards.

These LISNs are Single Phase, 2 Wire networks. Appropriate line can be selected by a rotary switch. The other line will be terminated internally with 50Ω.

Artificial Hand simulation 510Ω + 220pF impedance in accordance with CISPR 16-1-2 : 2014 is provided. Standard Input and Output terminals provided are CEE Sockets, however optional wing terminal and SUPERCON connectors can be ordered.

A transient limiter is highly recommended to use with LISN at the front end of EMI Rx or Spectrum Analyzer to protect measuring instrument from transients.

Technical Specifications

Model	SMLIN10-2	SMLIN16-2	SMLIN32- 2	SMLIN63-2	SMLIN100-2	SMLIN200-2
Frequency Range	9 kHz – 30 MHz					
Maximum Load Current						
Continuous	10A	16 A	32 A	63 A	100 A	200 A
Peak Current (15 min)	15 A	18 A	45 A	80 A	120 A	225 A
Maximum Input Voltage						
DC	600 V					
AC @ 50/60 Hz	300 V					
AMN Impedance	$(50 \mu\text{H} + 5 \Omega) \parallel 50 \Omega \pm 20 \%$					
Pre-Filter Choke	250 μH				–	
Standard Reference	CISPR 16-1-2 : 2014, FCC (ANSI 63.4)					
RF Output	N Type (F) Connector 50 Ω to connect RF output to EMI receiver, Switch selectable for Line and Neutral					
Artificial Hand	510 Ω + 220 pF, 4 mm banana connector					
Mains Input & Output Terminals (EUT)	Schuko	CEE (Complying to IEC 60309)			Wing Terminal	
	Optional : Supercon / Wing Terminal					

Standard Accessories :

- ▮ N to N Cable 2 m
- ▮ N to BNC Adapter
- ▮ Manufacturer's Calibration Certificate

Optional Accessories:

- ▮ Transient Limiter : -10dB
- ▮ Transient Limiter : -20dB
- ▮ Adapters from Schuko to US / UK / Australia / Switzerland & others

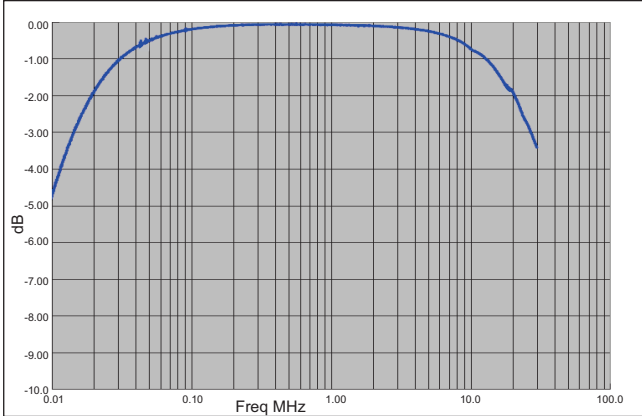
Options :

- ▮ Remote Control (built-in) for R&S, Keysight, PMM, Gauss and other EMI Analyzers
- ▮ High Voltage 1 kV DC / 750 Vac (built-in) with Wing Terminals
- ▮ Switch selectable 250 μH Pre-filter (built-in)
- ▮ Calibration Report traceable to ISO 17025

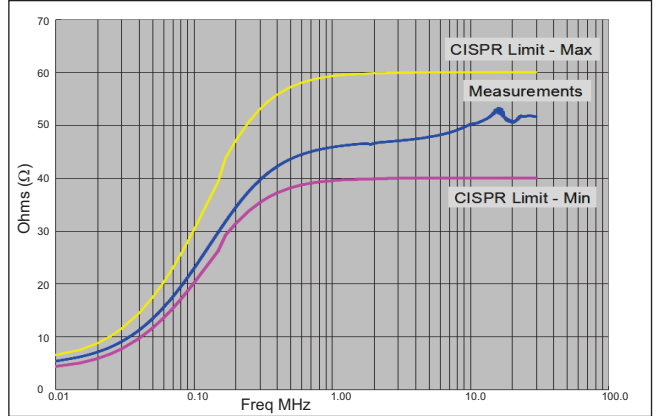
(Subject to change)

Characteristics of LISN / AMN

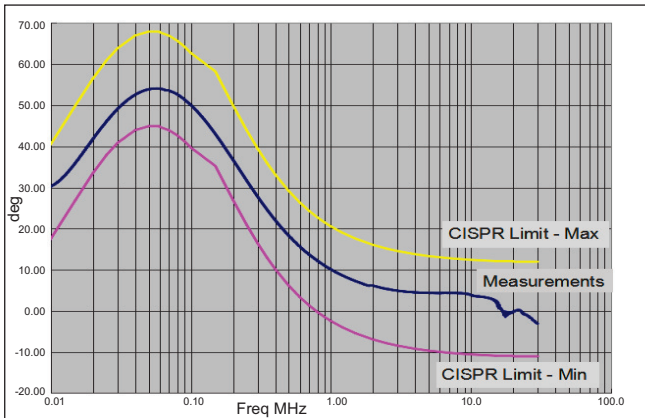
Voltage division factor (Attenuation)
EUT to RF Connector



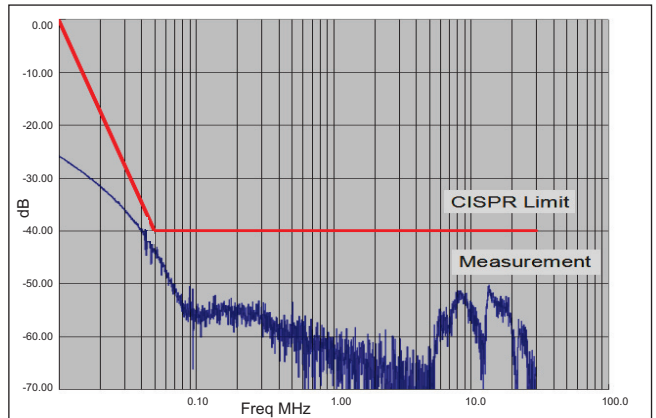
Impedance curve Terminal EUT RF
connector terminated



Phase curve Terminal EUT RF
connector terminated



Isolation curve Terminal EUT RF
connector terminated



scientific

Scientific Mes-Technik Pvt. Ltd.

B-14, Pologround, Industrial Estate, Indore 452 015, India

☎ 0731-2422330/31/32/33

📠 0731-2422334

✉ sales@scientificindia.com

🌐 www.scientificindia.com

Bengaluru 080-23452635
Chennai 044-42054180
Gujarat +917567463752
Hyderabad +917095228811

✉ bangalore@scientificindia.com
✉ chennai@scientificindia.com
✉ gujarat@scientificindia.com
✉ hyderabad@scientificindia.com

Kolkata +917095228811
Mumbai +919850901735
New Delhi +919977994909
Pune +919850901735

✉ kolkata@scientificindia.com
✉ mumbai@scientificindia.com
✉ ndelhi@scientificindia.com
✉ pune@scientificindia.com

